

CMSN



Newsletter

Newsletter of the
*Computational Materials
Science Network*

Vol. 4, Number 1
Winter 2006/2007

In this issue:

CMSN Team Predictive Capability for Strongly Correlated Systems

- *Research Highlight*
Advances in the Theory of Correlated Materials
Under Extreme Conditions

Meetings held in 2006



Computational Materials Science Network
sponsored by the U.S. Department of Energy
Division of Basic Energy Sciences
*Coordinated and administered at the
Department of Physics
University of Washington, Seattle*



Research Highlight

In this issue of the *CMSN Newsletter*, we feature a research highlight from the Predictive Capability for Strongly Correlated Systems Cooperative Research Team (CRT): “Advances in the Theory of Correlated Materials Under Extreme Conditions.”

Advances in the Theory of Correlated Materials Under Extreme Conditions

Predictive Capability for Strongly Correlated Systems CRT

Summary: The change in the electronic state of a material with variation of, say, pressure and temperature is a fascinating process, especially if it entails a complete metamorphosis in many or all of the basic characteristics of a solid: conducting and magnetic behavior, optical properties (color), and sound and heat transfer. To achieve a microscopic description of such fundamental transitions in real materials is a grand challenge for computational scientists. Recently, the CMSN PCSCS collaborative research team has made important progress in meeting this challenge.

The Mott transition, in which electron states in solids evolve from localized to delocalized, the material converts from insulator to metal and changes color, and magnetism and volume may collapse abruptly, has been the subject of intense study for fifty years. The process involves the discontinuous change in electronic correlation effects – the manner in which electrons react to each other. Developing theoretical techniques for describing this process microscopically has required decades (1950s to 1990s) of research for the case of a single electronic state per cell. Real magnetic materials, however, have several correlated states and usually several atoms per cell, which provide many additional possibilities and point to the challenge for the next decade. Conventional electronic structure theory models this process incorrectly as a continuous crossover from insulator to metal followed by a decrease in the moment, possibly culminating in a first-order volume change [1].

The classic Mott insulators are the transition-metal monoxides (MnO, FeO, CoO, NiO), with FeO being an important material for geophysicists because of its solubility in magnesiowüstite, which is believed to be a crucial constituent of the lower mantle [2]. The pressures at that boundary can be probed in the laboratory using diamond anvil cells, as suggested in pictorial form in Fig. 1

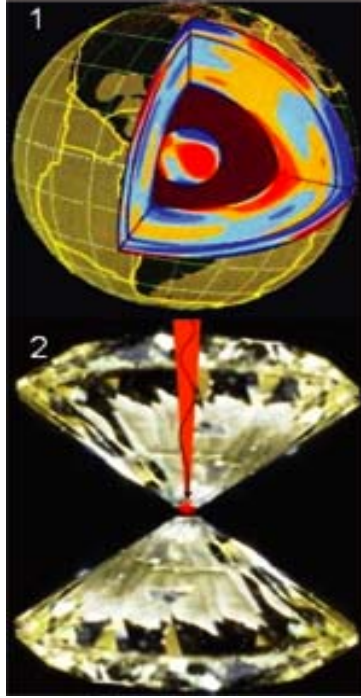


FIG. 1. Schematic cutaway of one octant of the earth's interior (top), showing layers with successively higher pressures and higher temperatures. The bottom panel shows a diamond anvil cell apparatus, in which extreme conditions can be created: pressures up to 2 Megabar and with laser heating temperatures up to 2000-3000 C. (From a drawing by K. Murphy, Salt Marsh Image Library.)

Another important monoxide is Li-substituted CoO, which is the active component in portable power supplies (batteries). Only recently has the Mott transition finally been observed in one of these classic systems. High-pressure experimentalists at LLNL measured a conductivity increase by several orders of magnitude [3], and a second LLNL team that included UCD students in collaboration with PCSCS team members, observed a structural change, volume collapse, and magnetic moment collapse in MnO in the vicinity of 100 GPa [4]. A schematic of the pressure-temperature phase diagram is shown in Fig. 2.

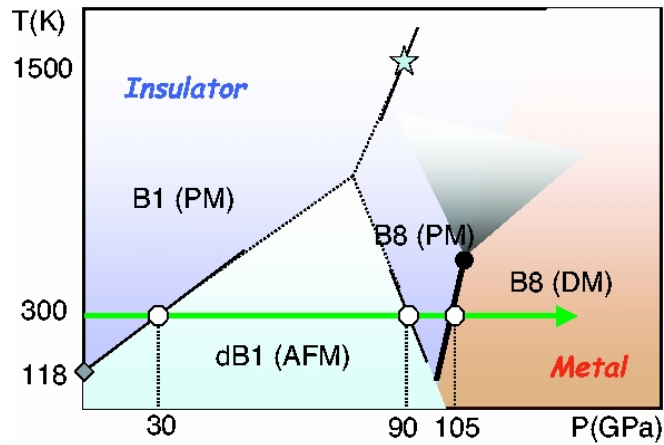


FIG. 2. A conceptual pressure-temperature phase diagram of MnO, based on data in the reference list. The heavy line around 100 GPa (100 GPa \equiv Mbar) denotes the Mott transition. B1 and B8 structures are rock salt and NiAs, respectively; dB1 is slightly distorted B1. PM, AFM, DM indicate paramagnetic, antiferromagnetic, and disordered magnetic, respectively. Figure from C. S. Yoo, LLNL.

A broad PCSCS collaboration of eleven scientists from seven institutions, using four separate but related computational approaches to the correlated electron problem [5], have chosen MnO as the system of choice for applying the methods and comparing results. Collaborations of this type are rare, but can be very helpful, especially in areas where developments are occurring rapidly and differing approaches need to be contrasted. There were considerable variations in the predictions of the four methods in some properties (critical pressure, amount of volume collapse), reflecting the importance of correlation corrections and sensitivity to how they are included. However, all four methods agreed on one unanticipated feature: the moment collapse is from a (spin) $S=5/2$ state to a $S=1/2$ state, rather than to a nonmagnetic state ($S=0$), as in the common scenario of a Mott transition. A recent interpretation of x-ray emission spectroscopy on MnO in the 100 GPa regime supports a $S=1/2$ state of the Mn ion [6] in the collapsed phase at high pressure.

One of the correlated band methods [5, 7] provided an especially novel low-spin state: each Mn $3d$ orbital is still singly occupied as in the large volume, high-spin states, but two of the orbitals have flipped their direction of spin. Isocontour plots of the spin density (distribution of the magnetization per unit volume) on the Mn ion before and after the moment collapse are pictured in Fig. 3. Because such a state was so unanticipated, two accurate and independent codes (FPLO [8, 9] and Wien2K [10]) were used to establish it as a robust solution. Analysis of the energetics [7] has revealed the microscopic mechanism: the two orbitals that flip their spin retain the most anisotropic Coulomb interaction energy on the Mn ion, they maximize bonding with the oxygen $2p$ states, and keeping each Mn d orbital polarized retains much of the magnetic exchange energy. These predictions, which suggest clear changes in the Mott transition between room temperature (no magnetic order) and at low temperature in the antiferromagnetic phase, can be tested using Mössbauer spectroscopy (which can be done in a pressure cell). The occurrence of such spin-flip states could occur in other correlated systems at ambient pressure, where they would be much easier to study experimentally.




FIG. 3. Isosurface plots of Mn ion spin density, with red and blue indicating opposite sign. Top: before collapse, showing the spherical $S=5/2$ ion, with (111) layers of aligned spins. Bottom: after collapse, displaying the extreme anisotropy of the spin density of the $S=1/2$ state. The magnetic order is unchanged: alternating directions of cubic (111) layers in the rock salt structure, of (0001) layers in the hexagonal NiAs structure.

Our PCSCS team is in the process of addressing this “signature challenge” (microscopic theory of the Mott transition in real materials) with additional techniques. A new auxiliary field quantum Monte Carlo technique that samples the many-electron wave function directly has been found to provide accurate energies for the MnO molecule (as well as in simpler molecules) [11] and will soon be applied to crystalline MnO. An all-electron dynamical mean-field-theory code developed by the team that includes the effect of dynamic behavior within the Mn ion is currently being applied to MnO under pressure [12]. The PCSCS team is applying additional techniques to MnO and related correlated materials, and substantial breakthroughs in quantifying what happens at the Mott transition are expected in the next 2-3 years.

REFERENCES

1. R. E. Cohen, I. I. Mazin, and D. G. Isaak, *Science* **275**, 654 (1997).
2. R. Jeanloz and T. Lay, "The Core-Mantle Boundary," *Scientific American* **268**, 26 (1993).
3. J. R. Patterson, C. M. Aracne, D. D. Jackson, V. Malba, S. T. Weir, P. A. Baker, and Y. K. Vohra, *Phys. Rev. B* **69**, 220101 (2004).
4. C. S. Yoo, B. Maddox, J.-H. P. Klepeis, V. Iota, W. Evans, A. McMahan, M. Hu, P. Chow, M. Somayazulu, D. Häusermann, R. T. Scalettar and W. E. Pickett, *Phys. Rev. Lett.* **94**, 115502 (2005).
5. D. Kasinathan, J. Kunes, K. Koepernik, C. V. Diaconu, R. L. Martin, I. Prodan, G. E. Scuseria, N. Spaldin, L. Petit, T. C. Schulthess, and W. E. Pickett, *Phys. Rev. B* **74**, 195110 (2006).
6. J.-P. Rueff, A. Mattila, J. Badro, G. Vanko, and A. Shukla, *J. Phys.: Cond. Matt.* **17**, S717 (2005).
7. D. Kasinathan, K. Koepernik, and W. E. Pickett, unpublished.
8. K. Koepernik and H. Eschrig, *Phys. Rev. B* **59**, 1743 (1999).
9. I. Opahle, K. Koepernik, and H. Eschrig, *Phys. Rev. B* **60**, 14035 (1999).
10. K. Schwarz, P. Blaha and G. K. H. Madsen, *Comput. Phys. Commun.* **147**, 71 (2002).
11. W. A. Al-Saidi, H. Krakauer, and S. Zhang, *Phys. Rev. B* **73**, 075103 (2006).
12. See <http://meetings.aps.org/Meeting/MAR07/Event/57677>.

Meetings

The Excited-State Electronic Structure and Response Functions Fall Coordination Meeting was held November 18 at the University of Texas at Austin. The meeting agenda is available at:
<http://www.phys.washington.edu/~cmsn/CRTs/ESESRF/MeetingNov1806>.

Density-Functional Theory Meets Strong Correlation International Workshop was held September 5-8 on Long Island, New York. A link to the web site is:
<http://www.cmth.bnl.gov/workshop/DFT06/>.

CMSN Information

CMSN's teams, oversight, and administration are listed below. Further information can be found at <http://www.phys.washington.edu/~cmsn>.

Cooperative Research Teams

Leaders

Dynamics and Cohesion of Materials Interfaces and Confined Phases Under Stress

Mark Asta (University of California at Davis), Alain Karma (Northeastern), and Anthony Rollett (Carnegie-Mellon)

Predictive Capability for Strongly Correlated Systems

Richard Scalettar and Warren Pickett (UC-Davis)

Multiscale Simulation of Thermo-mechanical Processes in Irradiated Fission-reactor Materials

Dieter Wolf (INL) and Simon Phillpot (University of Florida)

Fundamentals of Dirty Interfaces: From Atoms to Alloy Microstructures

Alain Karma (Northeastern) and Anthony Rollett (Carnegie-Mellon)

Magnetic Materials Bridging Basic and Applied Science

Bruce Harmon (Ames) and Malcolm Stocks (ORNL)

Excited State Electronic Structure and Response Functions

John Rehr (Washington) and Steven Louie (UC-Berkeley)

Microstructural Effects on the Mechanics of Materials

Dieter Wolf (INL) and Richard Lesar (Sandia)

CMSN Oversight

CMSN Scientific Oversight Committee

Ellen Stechel (chair) (Sandia)
Samuel Trickey (Florida)
Juan Sanchez (University of Texas-
Austin)
James Davenport (Brookhaven)
Michael Weinert (University of
Wisconsin-Milwaukee)
Roberto Car (Princeton)

CMSN Coordinators

John J. Rehr (Washington)
George F. Bertsch (Washington)

CMSN Steering Committee

Ellen Stechel (Sandia)
Bruce Harmon (Ames Lab)
Malcolm Stocks (ORNL)

CMSN DOE Contact

Dale Koelling (DOE-BES)

CMSN Editor & Administration

Department of Physics
University of Washington
Box 351560
Seattle, WA 98195-1560
Phone: (206) 616-3604
Fax: (206) 543-9523
Email: cmsn@phys.washington.edu

Rosemary Sult (Washington)

For inquiries regarding CMSN, the CMSN Teams, the Newsletter and Newsletter submissions, send email to cmsn@phys.washington.edu. Contact information and other details can be found on the web at <http://www.phys.washington.edu/~cmsn/>.